

# The Croft - Footway improvements

Thursday, October 13, 2022

**81**

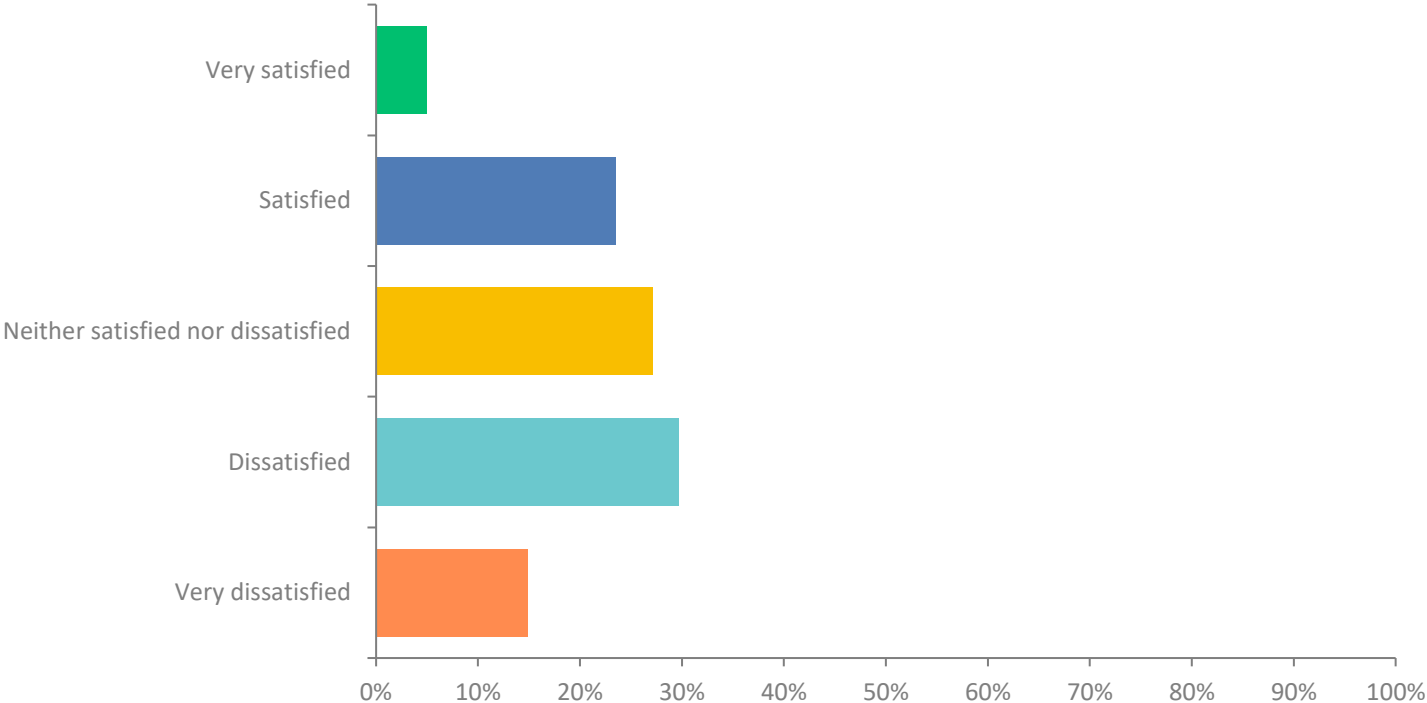
Total Responses

Date Created: Wednesday, July 06, 2022

Complete Responses: 81

# Q1: Are you satisfied with the current footway/pavement provision in The Croft?

Answered: 81 Skipped: 0



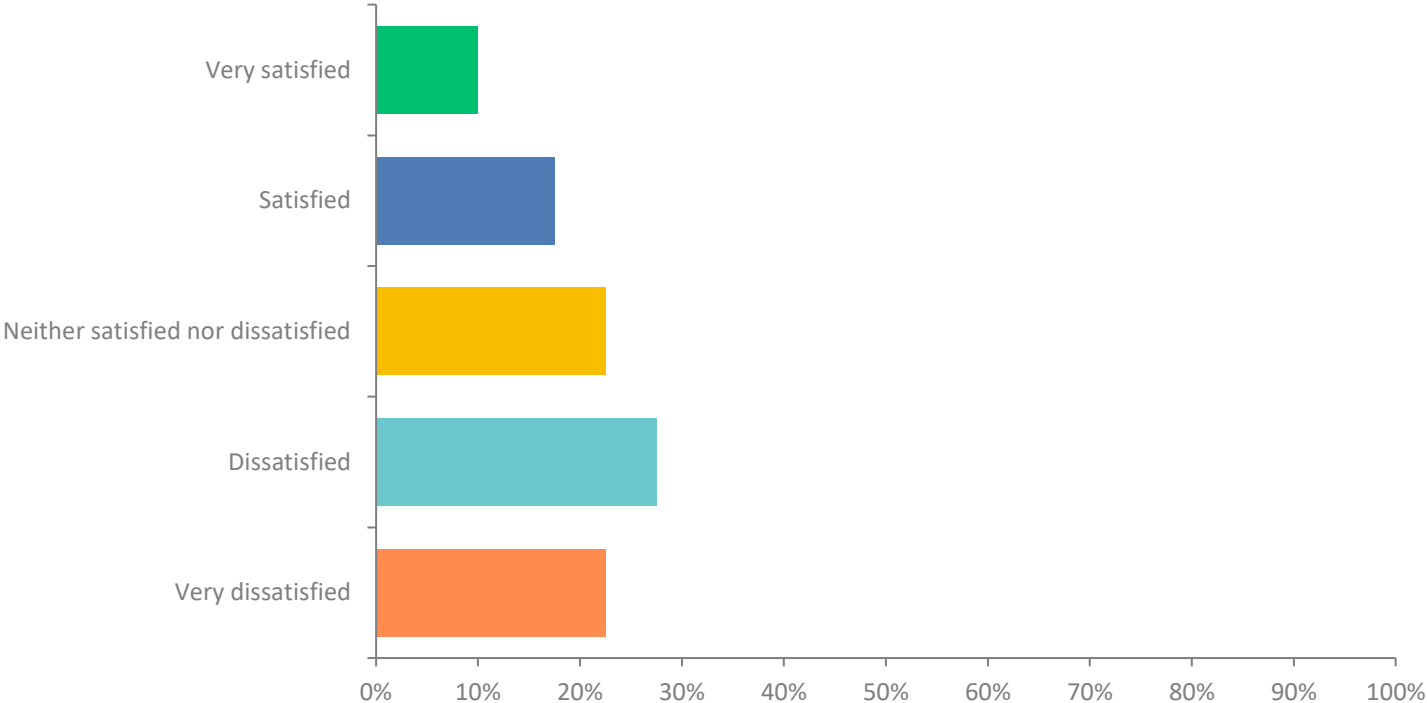
# Q1: Are you satisfied with the current footway/pavement provision in The Croft?

Answered: 81 Skipped: 0

ANSWER CHOICES	RESPONSES	
Very satisfied	4.94%	4
Satisfied	23.46%	19
Neither satisfied nor dissatisfied	27.16%	22
Dissatisfied	29.63%	24
Very dissatisfied	14.81%	12
TOTAL		81

# Q2: Are you satisfied with the current parking provision in the Croft and Parsonage Lane?

Answered: 80 Skipped: 1



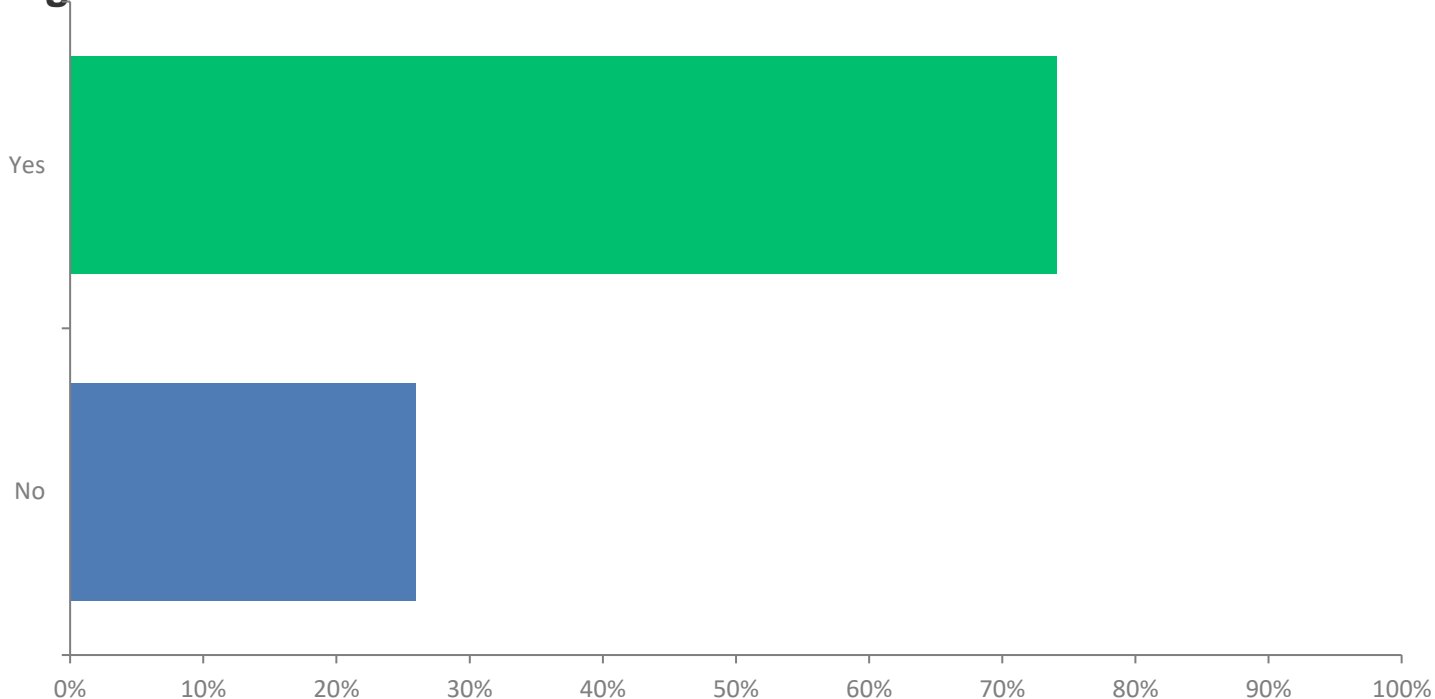
## Q2: Are you satisfied with the current parking provision in the Croft and Parsonage Lane?

Answered: 80 Skipped: 1

ANSWER CHOICES	RESPONSES	
Very satisfied	10.0%	8
Satisfied	17.50%	14
Neither satisfied nor dissatisfied	22.50%	18
Dissatisfied	27.50%	22
Very dissatisfied	22.50%	18
TOTAL		80

**Q3: To provide a safer walking route from Church St to the Surgery, the footway could be widened slightly to facilitate walking frames and prams etc, resurfaced and extended to continue under the railway bridge along to the Surgery entrance. However this would result in the loss of 3 parking spaces. Would you be in support of this change?**

Answered: 81 Skipped: 0



**Q3: To provide a safer walking route from Church St to the Surgery, the footway could be widened slightly to facilitate walking frames and prams etc, resurfaced and extended to continue under the railway bridge along to the Surgery entrance.**

Answered: 81 Skipped: 0

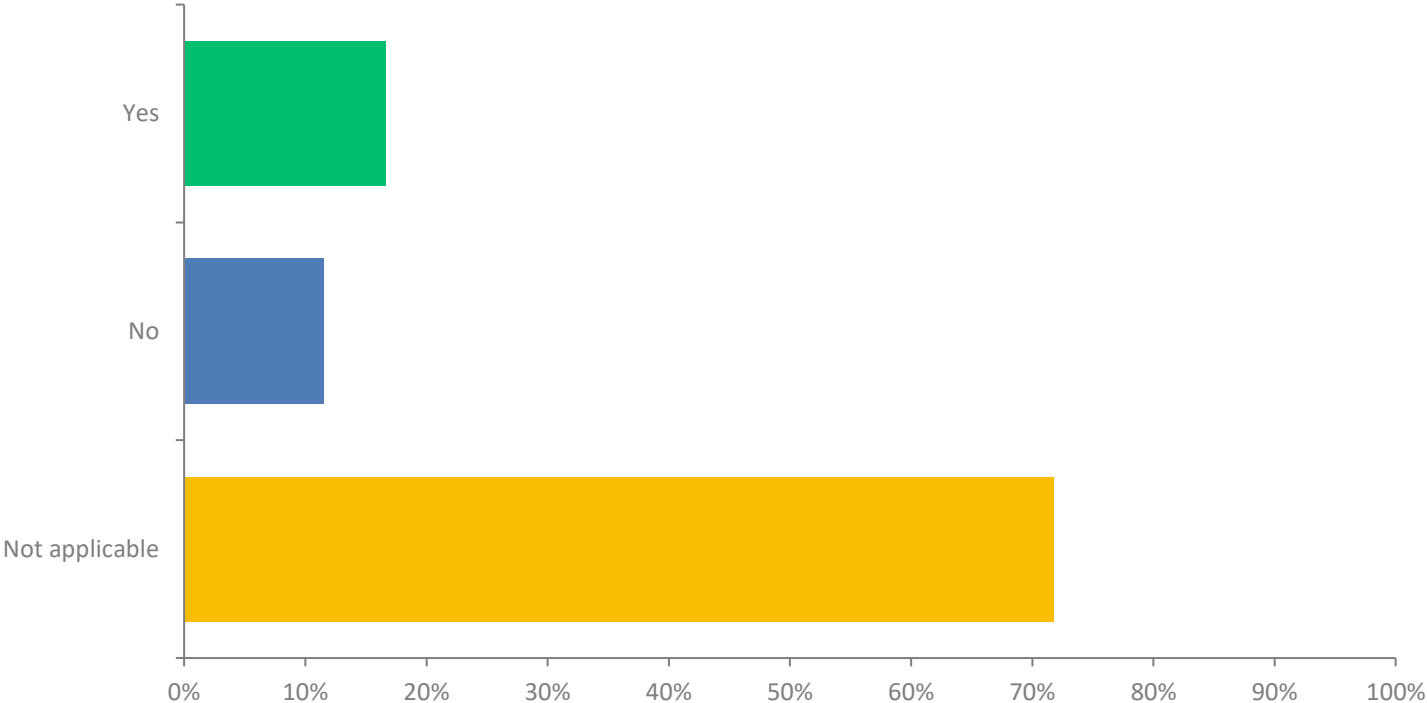
**However this would result in the loss of 3 parking spaces. Would you be in support of this change?**

ANSWER CHOICES	RESPONSES	
Yes	74.07%	60
No	25.93%	21
TOTAL		81



# Q4: If you are a resident, do you have access to sufficient parking?

Answered: 78 Skipped: 3



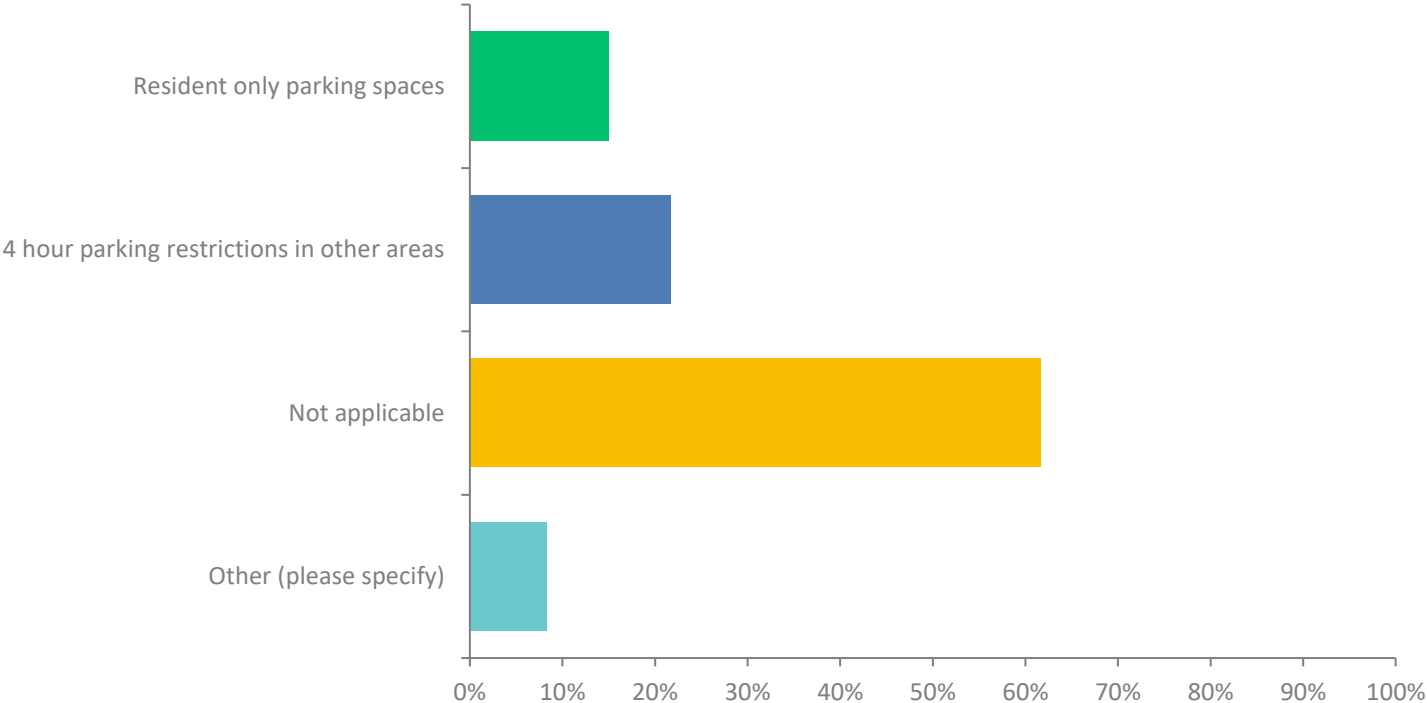
## Q4: If you are a resident, do you have access to sufficient parking?

Answered: 78 Skipped: 3

ANSWER CHOICES	RESPONSES	
Yes	16.67%	13
No	11.54%	9
Not applicable	71.79%	56
TOTAL		78

# Q5: If no, which of the following would be preferable?

Answered: 60 Skipped: 21



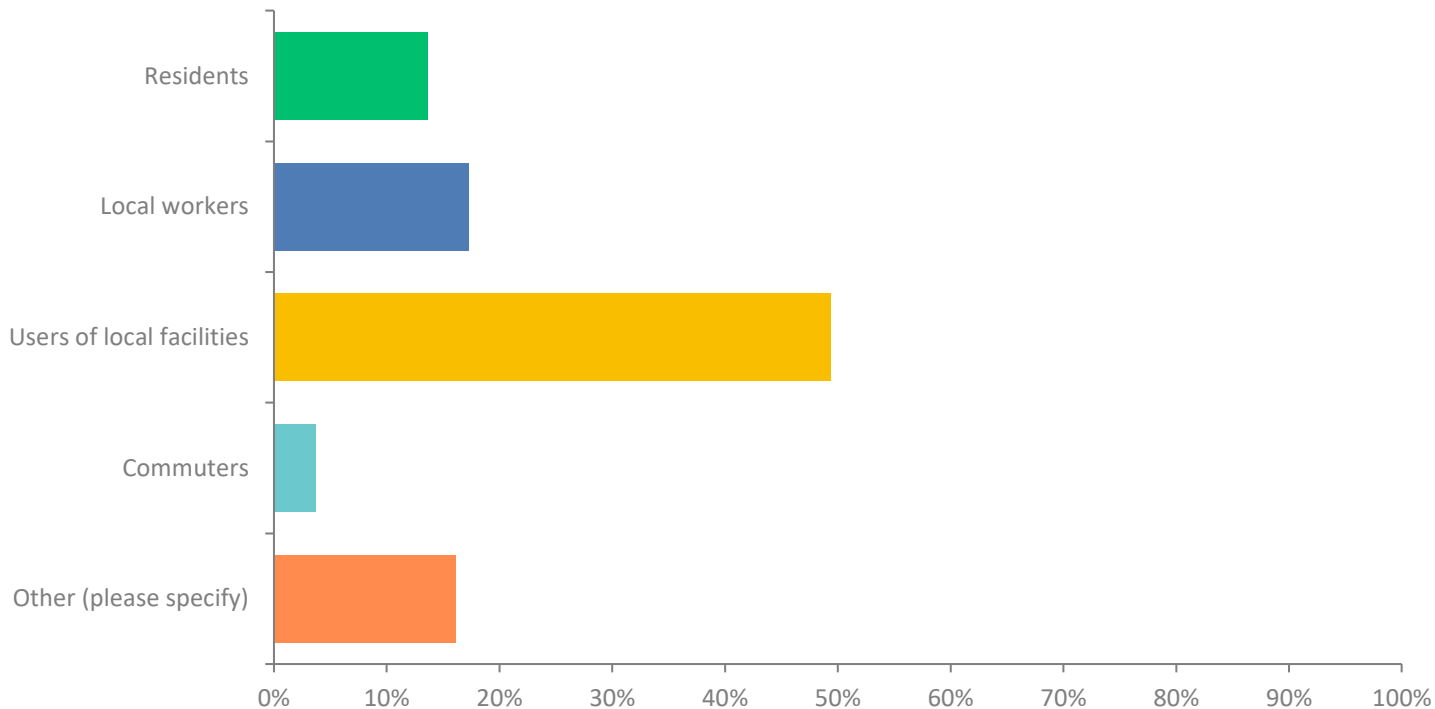
## Q5: If no, which of the following would be preferable?

Answered: 60 Skipped: 21

ANSWER CHOICES	RESPONSES	
Resident only parking spaces	15.00%	9
4 hour parking restrictions in other areas	21.67%	13
Not applicable	61.67%	37
Other (please specify)	8.33%	5
<b>TOTAL</b>		<b>64</b>

## Q6: In your view, who are the main users of the parking spaces in The Croft and Parsonage Lane?

Answered: 81 Skipped: 0



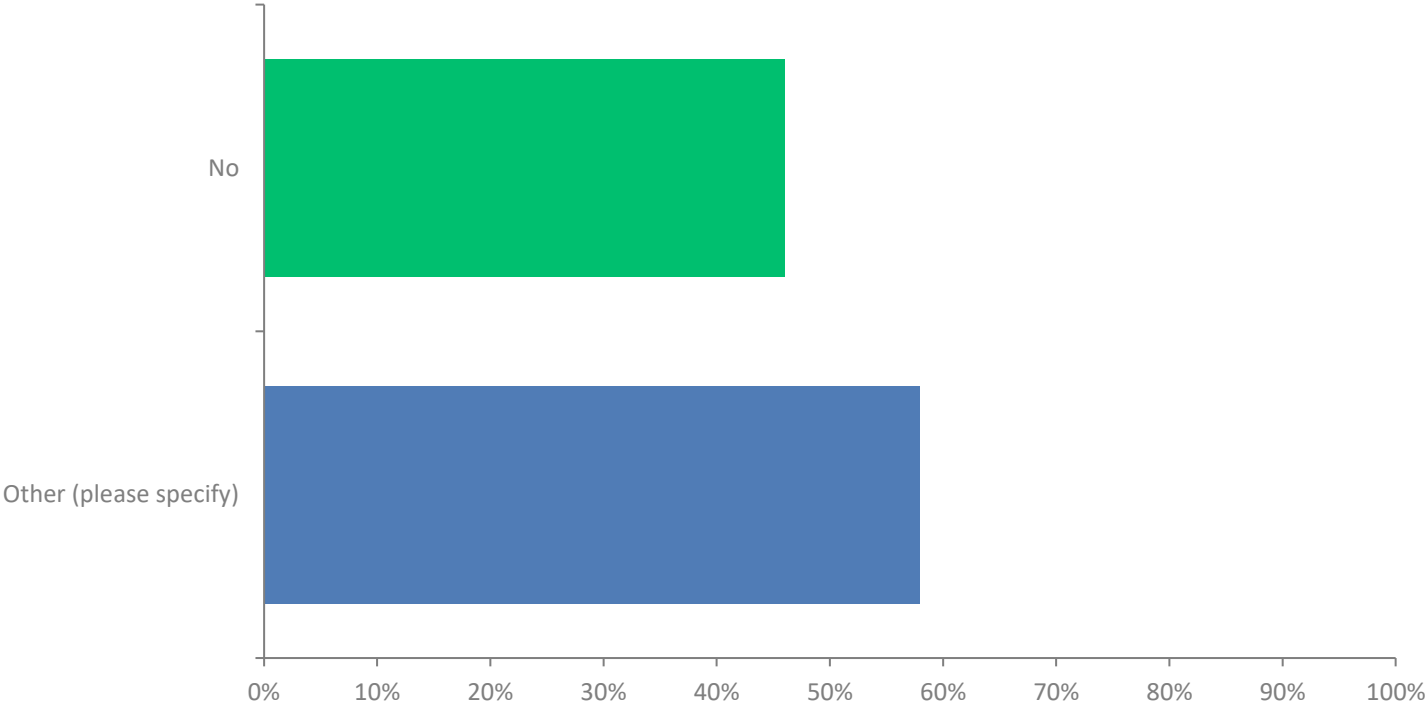
## Q6: In your view, who are the main users of the parking spaces in The Croft and Parsonage Lane?

Answered: 81 Skipped: 0

ANSWER CHOICES	RESPONSES	
Residents	13.58%	11
Local workers	17.28%	14
Users of local facilities	49.38%	40
Commuters	3.70%	3
Other (please specify)	16.05%	13
<b>TOTAL</b>		<b>81</b>

# Q7: Do you have any suggestions for improvements with the parking, footways or highways in the Croft and Parsonage Lane?

Answered: 76 Skipped: 5



## Q7: Do you have any suggestions for improvements with the parking, footways or highways in the Croft and Parsonage Lane?

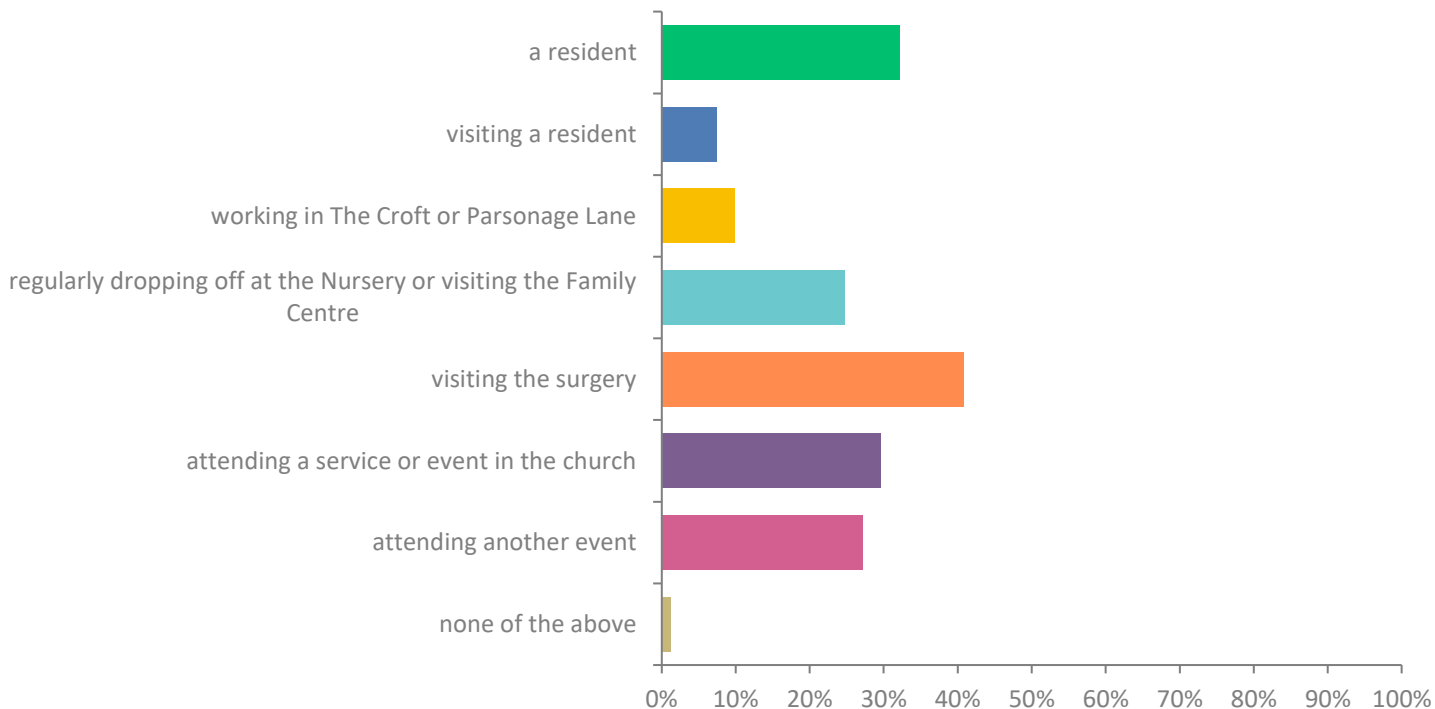
Answered: 76 Skipped: 5

ANSWER CHOICES	RESPONSES	
No	46.05%	35
Other (please specify)	57.89%	44
TOTAL		79



## Q8: Please confirm which of the following is applicable to you. Tick all that apply. I am...

Answered: 81 Skipped: 0



## Q8: Please confirm which of the following is applicable to you. Tick all that apply. I am...

Answered: 81 Skipped: 0

ANSWER CHOICES	RESPONSES	
a resident	32.10%	26
visiting a resident	7.41%	6
working in The Croft or Parsonage Lane	9.88%	8
regularly dropping off at the Nursery or visiting the Family Centre	24.69%	20
visiting the surgery	40.74%	33
attending a service or event in the church	29.63%	24
attending another event	27.16%	22
none of the above	1.23%	1